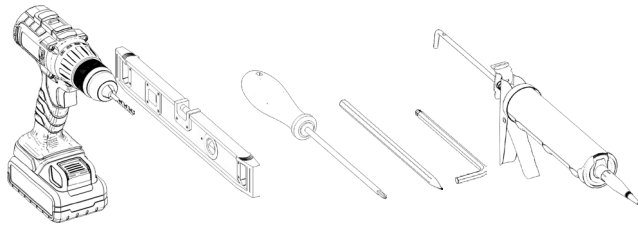



# SINALOBI

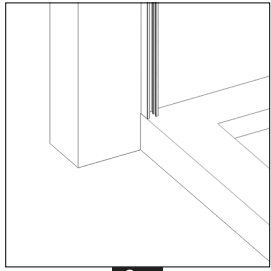
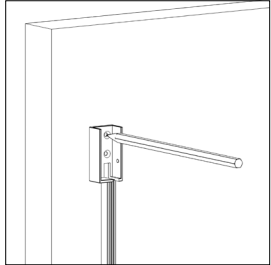
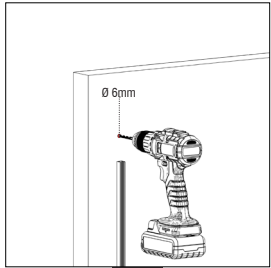
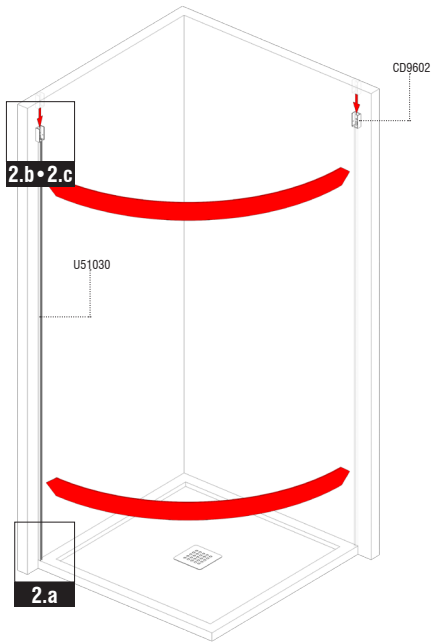
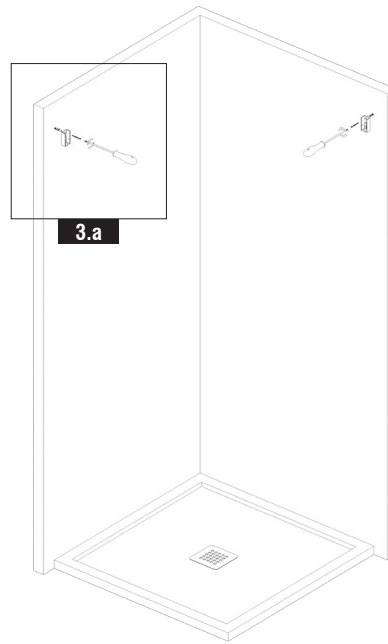
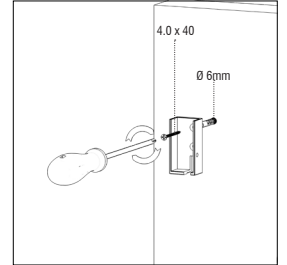
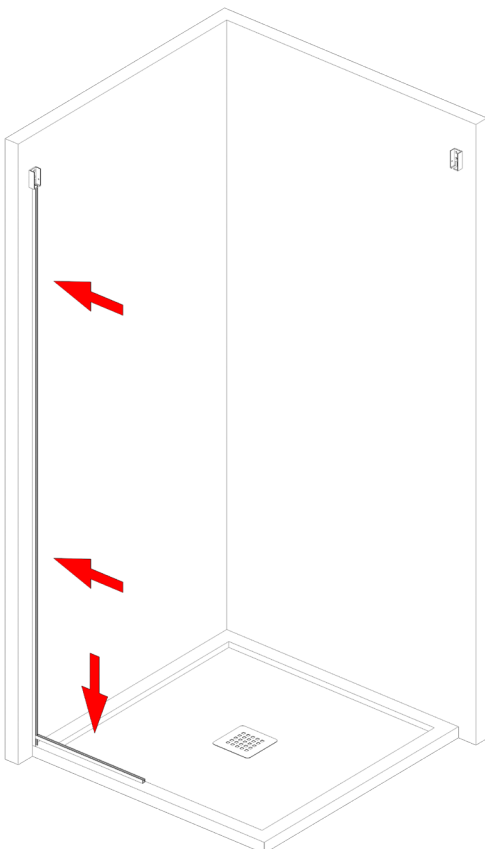
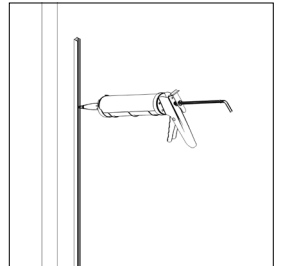
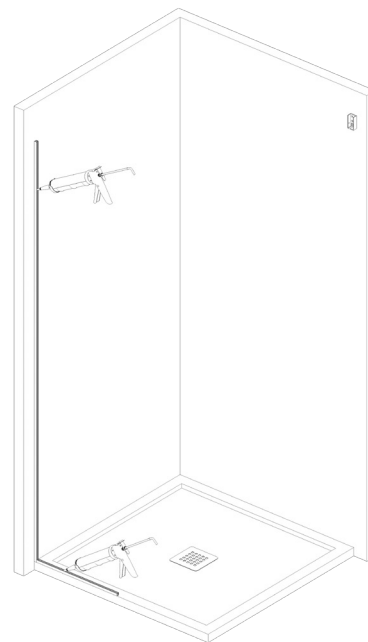
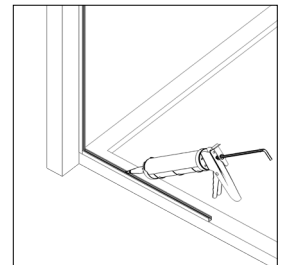
## ACCESORIOS

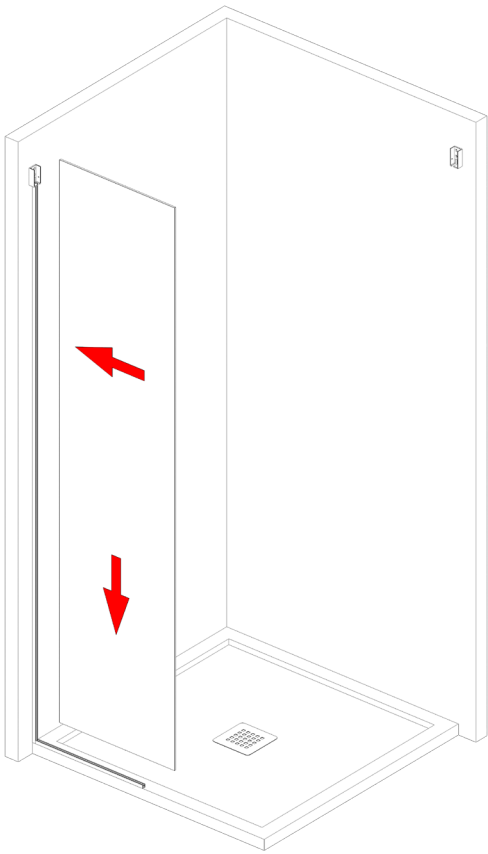
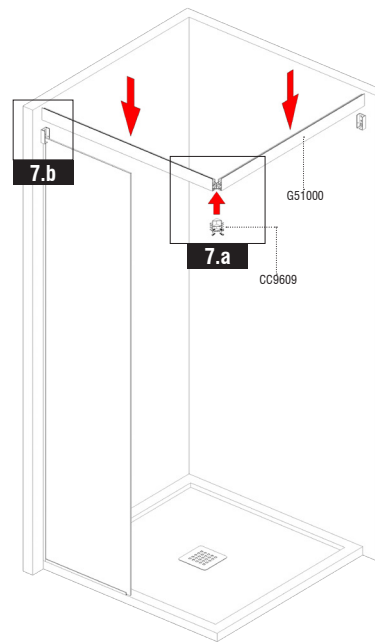


X1  VIDRIO FIJO	X1  VIDRIO HOJA	X1  VIDRIO FIJO	X1  VIDRIO CORREDERO	X2  AD0255 TIRADOR ASA DOBLE 225 mm	
X2  G51000 GUÍA SUPERIOR	X2  J51010 JUNQUILLO SUPERIOR	X2  T51020 PERFIL JUNQUILLO SUPERIOR GUIA	X1  U51030 PERFIL "U" MARCO	X1  U51030 PERFIL "U" BASE FIJO	
X1  C56110 COMPENSADOR PARED	X1  E56120 EXPANSOR	X1  H56130 PERFIL HOJA	X2  B51100 PERFIL BASE ESTANQUEIDAD	X1  TC3000 TAPA PERFIL COMPENSADOR	
X1  PS3001 SOPORTE SUPERIOR PERFIL	X1  PI3002 SOPORTE INFERIOR PERFIL	X1  TS3008 TAPÓN SUPERIOR PERFIL	X1  TI3009 TAPÓN INFERIOR PERFIL	X2  TE3012 TAPA EMBELLECEDORA	
X1  HI3017 PIEZA IZQ. VARILLA PARA ABATIBLE	X1  HD3018 PIEZA DCHA. VARILLA PARA ABATIBLE	X1  HD3018 PIEZA ANGULAR EMB. VARILLA	X1  CI9601 SOPORTE PARED GUÍA IZQUIERDA	X1  CD9602 SOPORTE PARED GUÍA DERECHA	
X1  CC9609 CONJUNTO CODO	X1  GP9603 GUIADOR INFERIOR	X2  CT9600 JUEGO TOPE RUEDA	X2  TE1002 JUEGO TAPÓN	X2  RT0087 RODAMIENTO TANDEM	
X2  JB9071 / 1B907D BISAGRA	X2  J09300 JUNQUILLO	X1  J10160 JUNTA CRUCE ALA	X1  V11000 VIERTEAGUAS INFERIOR	X1  (IZQ) P12470 / (DCH) P12480 PERFIL IMAN PVC 45°	
X1  J10920 JUNTA SOLAPE PVC	X2  V11540 VIERTEAGUAS INF. VIDRIO 6mm	X3  T04832 4.8x32	X3  A01256 ARANDELA	X4  T00440 4.0x40	
X2  T04816 4.8x16	X3  T03916 3.9x16	X4  T03925 3.9x25	X6  T00638 6.0x38	X10  T0630 TACO 6	X3  T0830 TACO 8

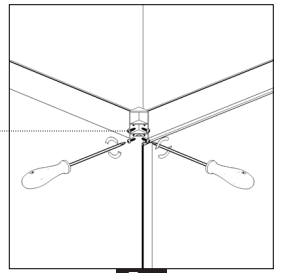
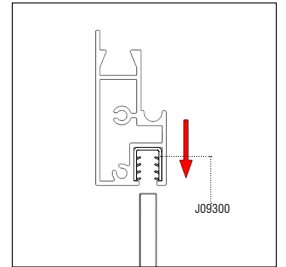
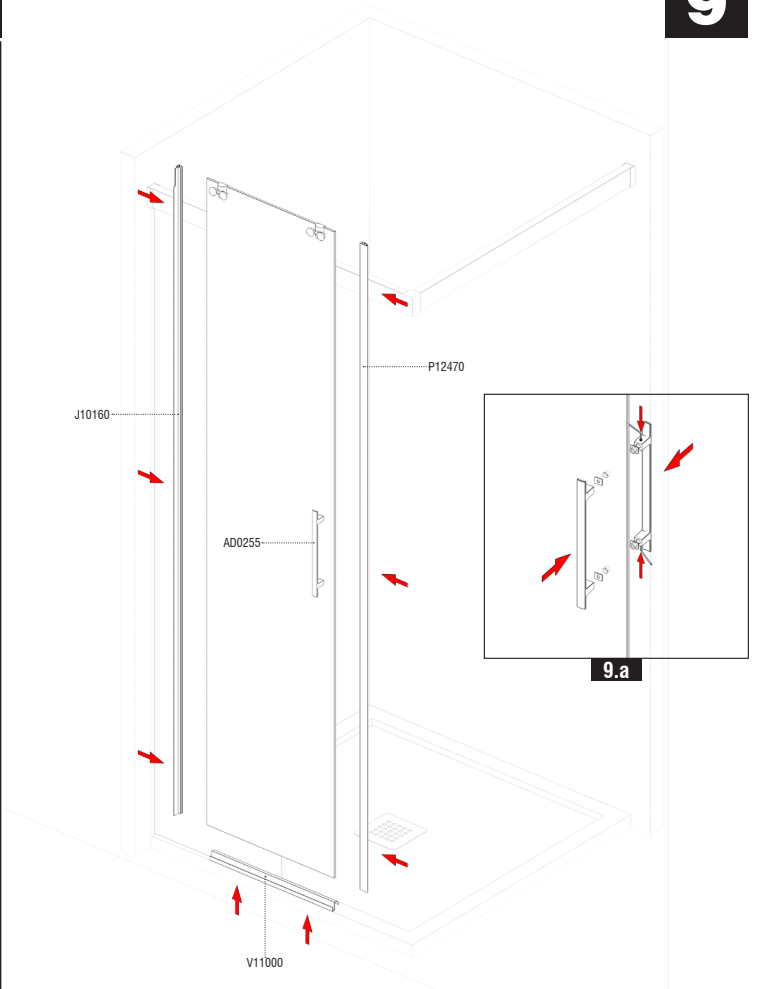
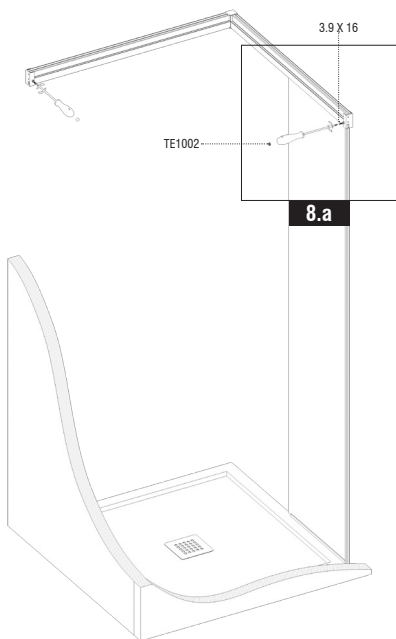
1



**2****2.a****2.b****2.c****3****3.a****3.a****4****5****5.a****5.b**

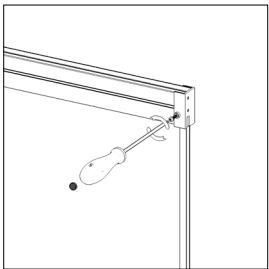
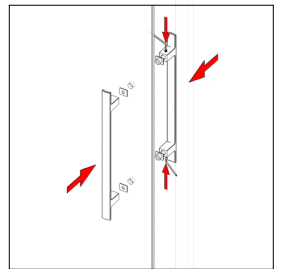
**6****7**

3.9 x 25

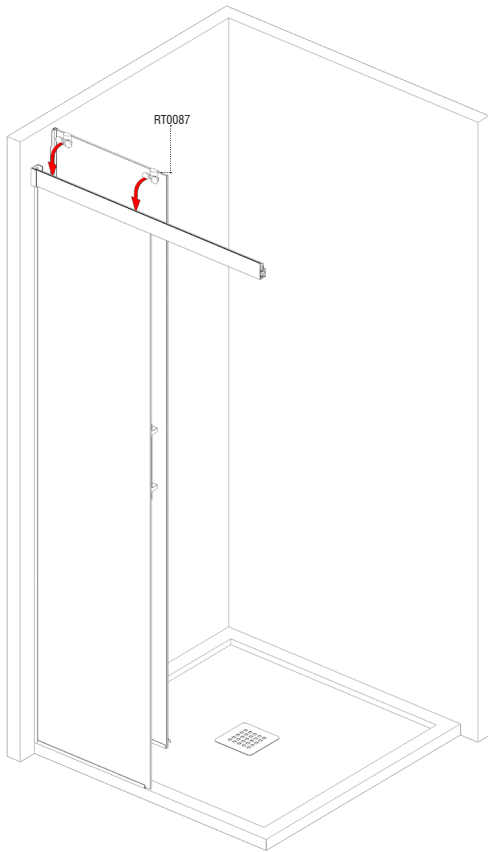
**7.a****7.b****9****8****8.a**

3.9 X 16

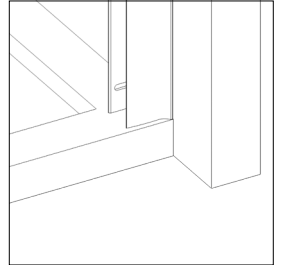
TE1002

**8.a****9.a**

**10**

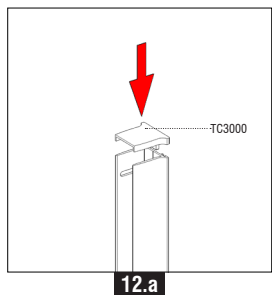


**11**

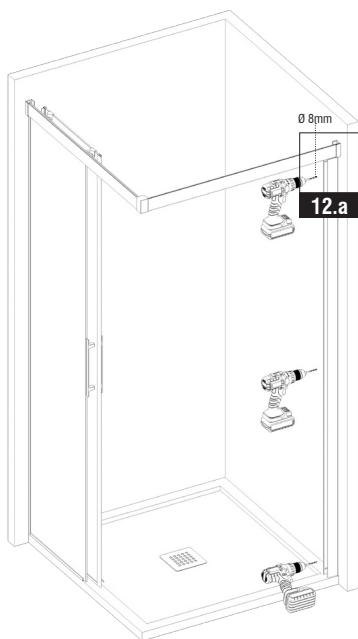


**11.a**

**12**

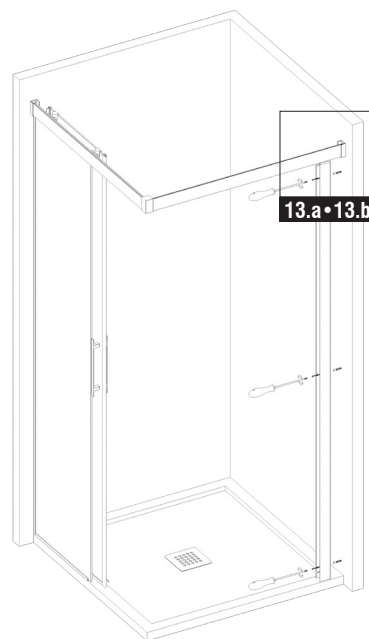


**12.a**

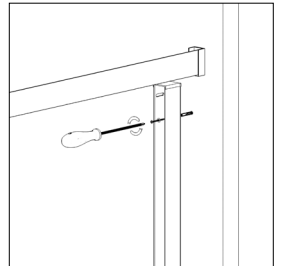


**12.a**

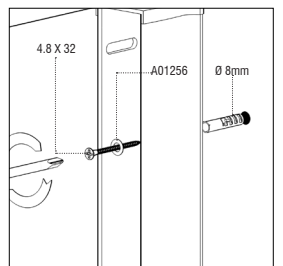
**13**



**13.a • 13.b**

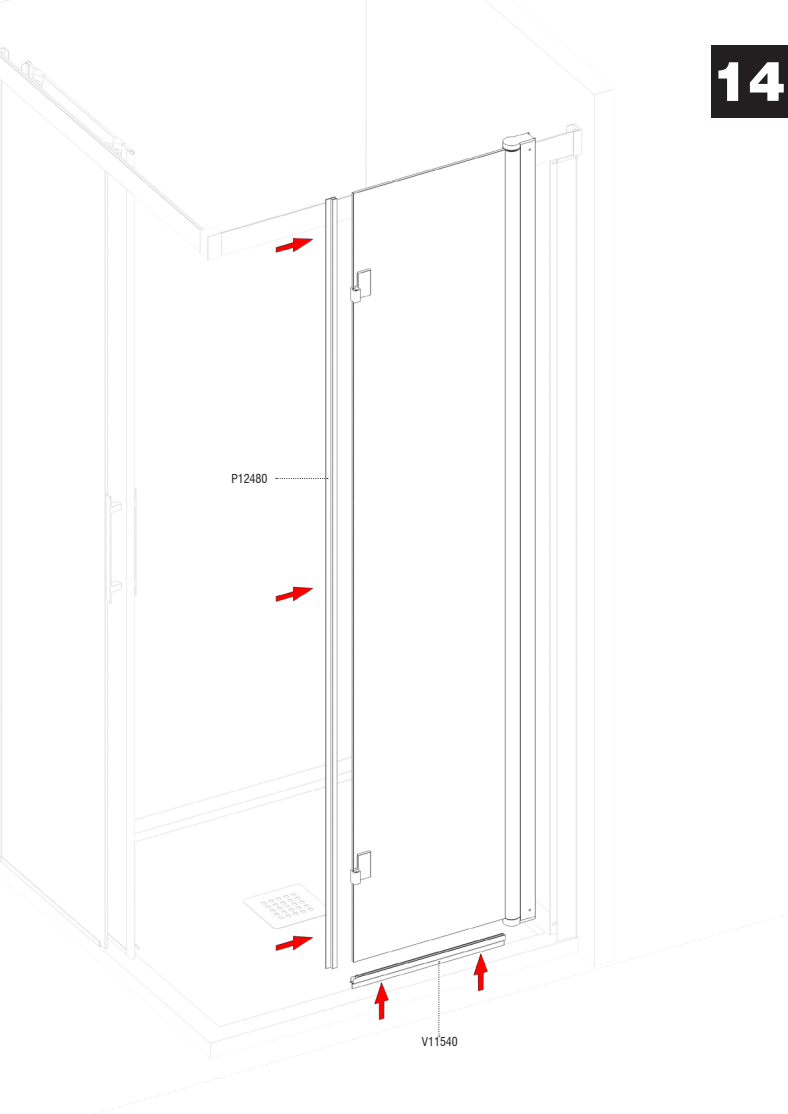


**13.a**

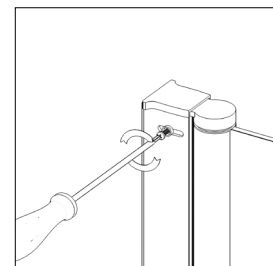
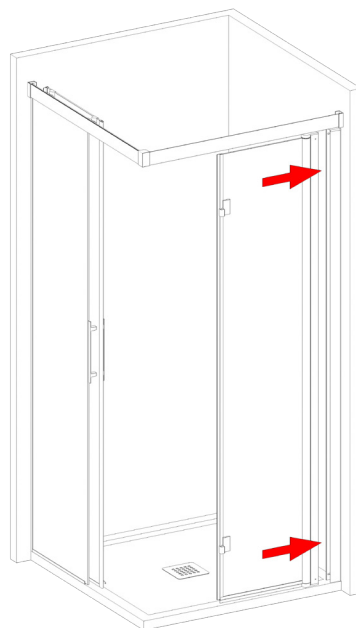


**13.b**

14

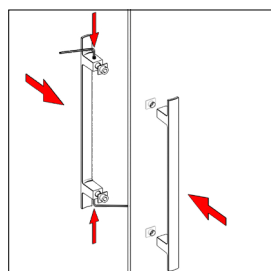


15

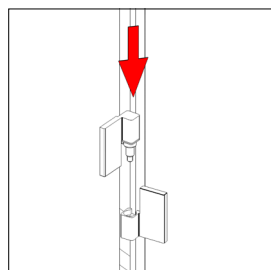


15.a

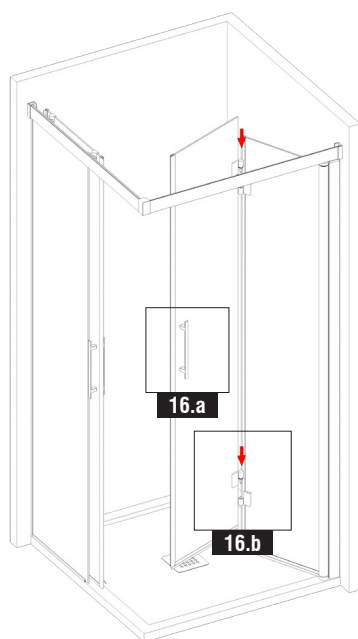
16



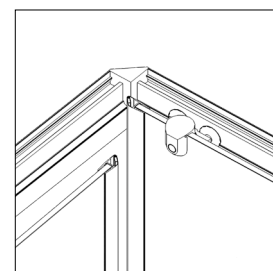
16.a



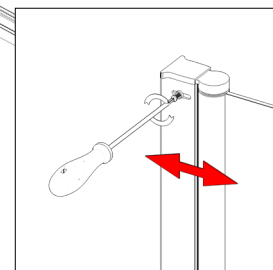
16.b



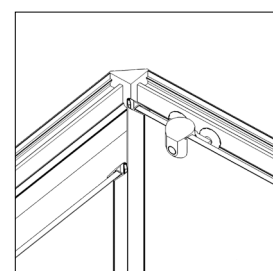
17



17.a

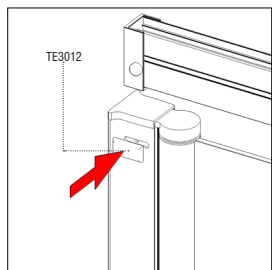


17.b



17.c

18

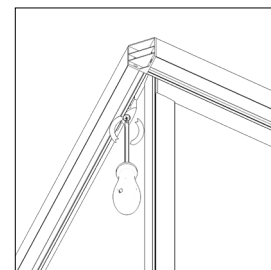


18.a



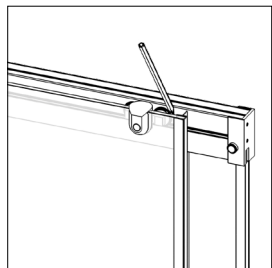
18.a

19

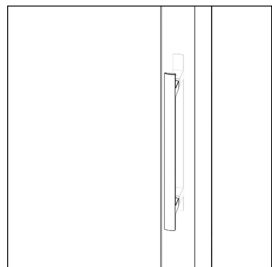


19.a

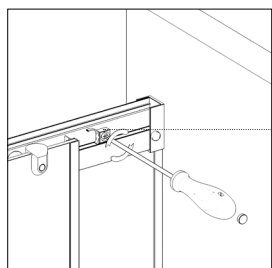
20



20.a



20.b

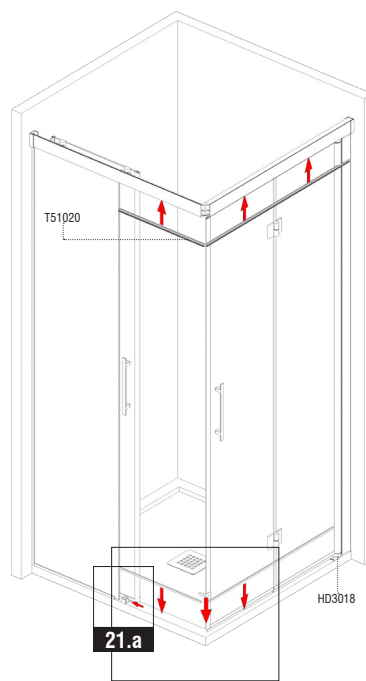


20.c



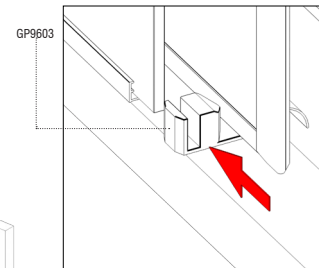
CT9600

21

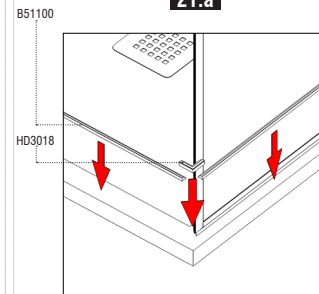


21.a

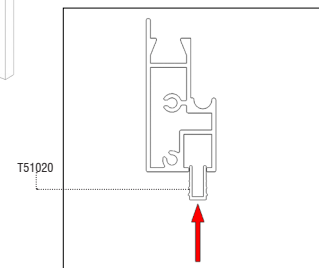
21.b



21.a



21.b



21.c

GP9603

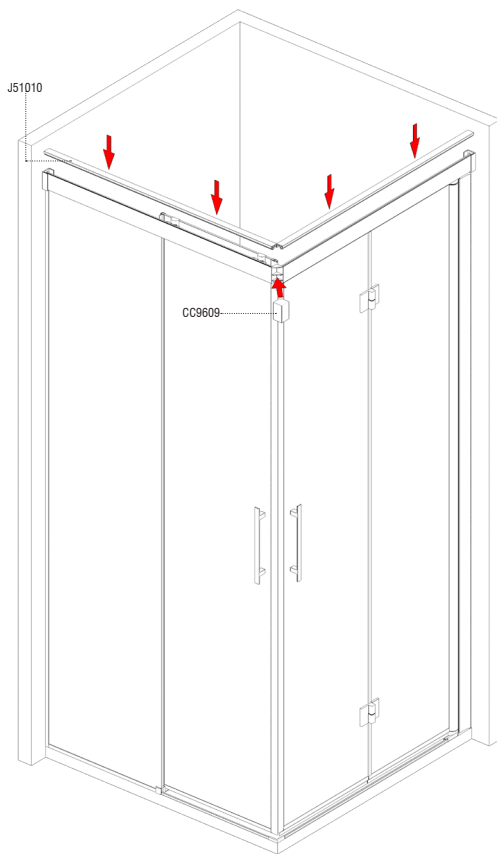
B51100

HD3018

T51020

HD3018

22



23



## LIMPIEZA / CLEANING / LIMPEZA

Para el cuidado de los productos Hidroglass y mantenerlos en perfecto estado, se aconseja secar con un paño o bayeta los accesorios (Bisagras y componentes), que estén en contacto con el agua, así evitaremos que se deposite la cal en los accesorios, después diluir en un paño un poco de jabón líquido con agua para limpiarlo perfectamente.

### ATENCIÓN

No emplear nunca, detergente con sustancias abrasivas o con base ácida, amoníaco, acetona, lejía, ácidos varios, vinagre puro o esponjas abrasivas. El uso de los productos, pueden deteriorar irremediablemente la superficie de los accesorios e Hidroglass no se hará responsable.

### CONSEJOS PARA EL MANTENIMIENTO Y LIMPIEZA

La cal y la suciedad depositada en los accesorios se podrán lavar con una solución de agua y vinagre (concentración máxima de vinagre 15%, que sería 15 ml de vinagre en un litro de agua) después lavar con agua y jabón y aclarar.

Care products Hidroglass and keep in perfect condition, it is advisable to dry with a cloth or cloth accessories (hinges and components), which are in contact with water, thus avoiding the deposit of lime in the accessories, then dilute cloth in a little liquid soap with water to clean perfectly.

### ATTENTION

Never use, detergent based abrasives or acid, ammonia, acetone, bleach, various acids, pure vinegar or scouring pads. The use of the products, can damage the surface beyond Hidroglass accessories and will not be responsible.

### TIPS FOR MAINTENANCE AND CLEANING

The lime and dirt deposited on accessories may be washed with a solution of water and vinegar (maximum concentration of 15% vinegar, that would be 15 ml of vinegar in a quart of water) after washing with soap and water and rinse.

Para produtos de cuidados Hidroglass e mantê-los em bom estado, recomendo secar com um pano ou um pano acessórios (dobradiças e componentes), que estão em contato com a água, por isso evite cal é depositado nos acessórios, em seguida, diluir em um pano um pouco de sabão líquido com água para limpá-lo perfeitamente.

### ATENÇÃO

Nunca use, detergentes abrasivos ou a base de ácido, amônia, acetona, água sanitária, vários ácidos, vinagre puro ou esponjas abrasivas. O uso dos produtos, pode danificar a superfície além do reparo e acessórios Hidroglass não deve ser responsabilizada.

### DICAS PARA MANUTENÇÃO E LIMPEZA

Cal e sujidade depositada sobre os acessórios podem ser lavadas com uma solução de água e vinagre (concentração máxima de 15% de vinagre, que seria de 15 ml de vinagre em um litro de água), em seguida lavar com água e sabão e enxaguar.

CE

MADE IN SPAIN

Tel: 954528877

Fax: 954529633

www.hidroglass.com

hidroglass  
manipalms bññcauho